



Call or write us for your free onsite IT assessment in Orlando! 407 647 3430 [support@firewall-cs.com](mailto:support@firewall-cs.com)

## Windows Keyboard Shortcuts Overview

Use shortcut keys as an alternative to the mouse when working in Windows. You can open, close, and navigate the Start menu, desktop, menus, dialog boxes, and Web pages using keyboard shortcuts. Keyboard shortcuts may also make it easier for you to interact with your computer.

Click a heading, or press TAB to highlight a heading, and then press ENTER.

### General keyboard shortcuts

Press	To
CTRL+C	Copy.
CTRL+X	Cut.
CTRL+V	Paste.
CTRL+Z	Undo.
DELETE	Delete.
SHIFT+DELETE	Delete selected item permanently without placing the item in the Recycle Bin.
CTRL while dragging an item	Copy selected item.
CTRL+SHIFT while dragging an item	Create shortcut to selected item.
F2	Rename selected item.
CTRL+RIGHT ARROW	Move the insertion point to the beginning of the next word.
CTRL+LEFT ARROW	Move the insertion point to the beginning of the previous word.
CTRL+DOWN ARROW	Move the insertion point to the beginning of the next paragraph.
CTRL+UP ARROW	Move the insertion point to the beginning of the previous paragraph.
CTRL+SHIFT with any of the arrow keys	Highlight a block of text.
SHIFT with any of the arrow keys	Select more than one item in a window or on the desktop, or select text within a document.
CTRL+A	Select all.
F3	Search for a file or folder.
ALT+ENTER	View properties for the selected item.
ALT+F4	Close the active item, or quit the active program.
ALT+Enter	Displays the properties of the selected object.
ALT+SPACEBAR	Opens the shortcut menu for the active window.



Call or write us for your free onsite IT assessment in Orlando! 407 647 3430 [support@firewall-cs.com](mailto:support@firewall-cs.com)

Press	To
CTRL+F4	Close the active document in programs that allow you to have multiple documents open simultaneously.
ALT+TAB	Switch between open items.
ALT+ESC	Cycle through items in the order they were opened.
F6	Cycle through screen elements in a window or on the desktop.
F4	Display the Address bar list in My Computer or Windows Explorer.
SHIFT+F10	Display the shortcut menu for the selected item.
ALT+SPACEBAR	Display the System menu for the active window.
CTRL+ESC	Display the <b>Start</b> menu.
ALT+Underlined letter in a menu name	Display the corresponding menu.
Underlined letter in a command name on an open menu	Carry out the corresponding command.
F10	Activate the menu bar in the active program.
RIGHT ARROW	Open the next menu to the right, or open a submenu.
LEFT ARROW	Open the next menu to the left, or close a submenu.
F5	Refresh the active window.
BACKSPACE	View the folder one level up in My Computer or Windows Explorer.
ESC	Cancel the current task.
SHIFT when you insert a CD into the CD-ROM drive	Prevent the CD from automatically playing.

#### Dialog box keyboard shortcuts



Press	To
CTRL+TAB	Move forward through tabs.
CTRL+SHIFT+TAB	Move backward through tabs.
TAB	Move forward through options.
SHIFT+TAB	Move backward through options.
ALT+Underlined letter	Carry out the corresponding command or select the corresponding option.
ENTER	Carry out the command for the active option or button.
SPACEBAR	Select or clear the check box if the active option is a check box.
Arrow keys	Select a button if the active option is a group of option buttons.
















Call or write us for your free onsite IT assessment in Orlando! 407 647 3430 [-support@firewall-cs.com](mailto:support@firewall-cs.com)

Press	To
F1	Display Help.
F4	Display the items in the active list.
BACKSPACE	Open a folder one level up if a folder is selected in the <b>Save As</b> or <b>Open</b> dialog box.

#### Natural keyboard shortcuts


You can use the following keyboard shortcuts with a Microsoft Natural Keyboard or any other compatible keyboard that includes the Windows logo key () and the Application key ()

Press	To
	Display or hide the <b>Start</b> menu.
 + BREAK	Display the <b>System Properties</b> dialog box.
 + D	Show the desktop.
 + M	Minimize all windows.
 + Shift + M	Restores minimized windows.
 + E	Open My Computer.
 + F	Search for a file or folder.
CTRL +  + F	Search for computers.
 + F1	Display Windows Help.
 + L	Lock your computer if you are connected to a network domain, or switch users if you are not connected to a network domain.
 + R	Open the <b>Run</b> dialog box.
	Display the shortcut menu for the selected item.
 + U	Open Utility Manager.



Call or write us for your free onsite IT assessment in Orlando! 407 647 3430 [support@firewall-cs.com](mailto:support@firewall-cs.com)


#### Accessibility keyboard shortcuts

Press	To
Right SHIFT for eight seconds	Switch FilterKeys on and off.
Left ALT +left SHIFT +PRINT SCREEN	Switch High Contrast on and off.
Left ALT +left SHIFT +NUM LOCK	Switch MouseKeys on and off.
SHIFT five times	Switch StickyKeys on and off.
NUM LOCK for five seconds	Switch ToggleKeys on and off.
 +U	Open Utility Manager.

#### Windows Explorer keyboard shortcuts

Press	To
END	Display the bottom of the active window.
HOME	Display the top of the active window.
NUM LOCK+ASTERISK on numeric keypad (*)	Display all subfolders under the selected folder.
NUM LOCK+PLUS SIGN on numeric keypad (+)	Display the contents of the selected folder.
NUM LOCK+MINUS SIGN on numeric keypad (-)	Collapse the selected folder.
LEFT ARROW	Collapse current selection if it's expanded, or select parent folder.
RIGHT ARROW	Display current selection if it's collapsed, or select first subfolder.

#### Note

- You must associate a password with your user account to secure it from unauthorized access. If you do not have a password associated with your user account, pressing the +L will not prevent other users from accessing your account information.
- Some keyboard shortcuts may not work if StickyKeys is turned on in Accessibility Options.
- If you are connected to Windows through Microsoft Terminal Services Client, some shortcuts have changed. For more information, see the online documentation for Terminal Services Client.